

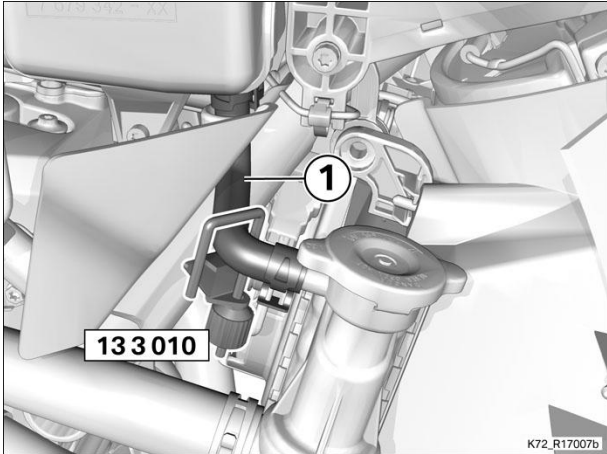
Draining coolant



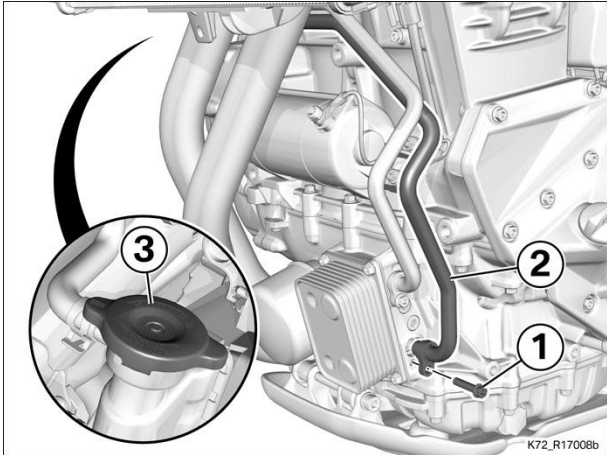
Warning

Take care when working on the cooling system: risk of burns if the system is hot.


Do not work on the cooling system until it has had ample time to cool down.



- Seal off coolant hose (1) to the expansion tank with hose clamp (No. 13 3 010).



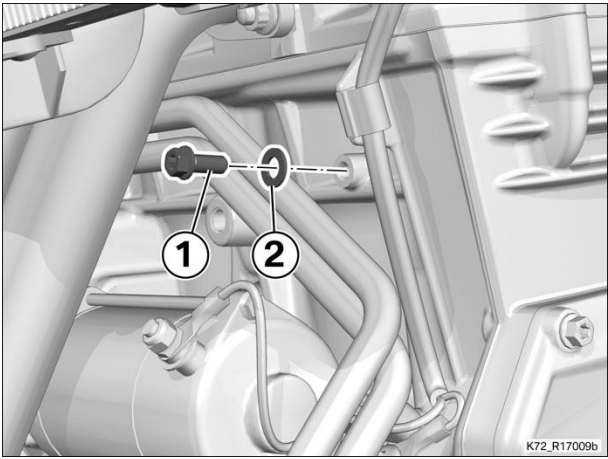
- Remove screw (1).
- Disconnect coolant hose (2) and catch the escaping coolant in the container.
- Slowly open cap (3) on the radiator and allow the coolant to drain.



- Remove cap (7) from the expansion tank.
- Open hose clip (No. 13 3 010) on the coolant hose.
- Remove drain plug (5) with sealing ring (6) and drain the coolant from the engine.

- Install drain plug (1) with new sealing ring (2).

 Tightening torques		
Coolant drain plug		



M6 x 16	10 Nm	
---------	-------	--